

9100 Sliding Gates

Part of the **9100 SLIDING GATE RANGE**

DESCRIPTION



PLUG & PLAY
INSTALLATION

Automatic | Compliant | Plug & Play

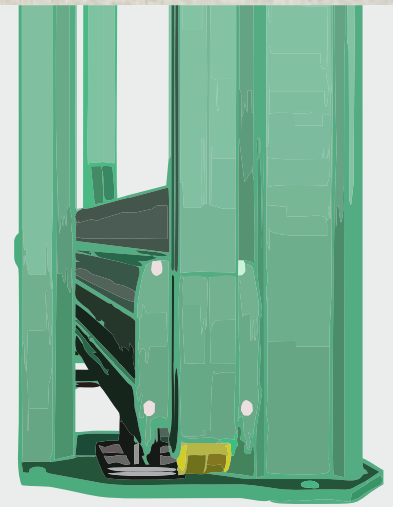
- 100% duty cycle heavy industrial usage
- BS EN 12453 Peace of mind for safety
- Single Phase Supply
- Plug & Play installation
- Programmable control panel c/w fault diagnostic on screen display
- Highest specification of components are ONLY used
- Seamlessly forms part of the existing fence lines perimeter security
- Aluminium construction for long lasting and maintenance free performance
- MANY different infill's available to match clients exacting requirements
- Error log is stored in the control panel for fault diagnosis
- A VERY easy to use manual release mechanism which requires no tools in the event of power failure.

9100 ADDED BENEFITS

- Ease of installation
- Low maintenance
- 99.9% Access Control compat
- Pedestrian input as standard
- Fire Alarm Input pre-configured
- Designed and built to last
- Easy to use for end users

OPTIONAL EXTRAS

- Razor Wire Extensions
- Electric Fence
- Anti-Climb Spikes
- Traffic Lights
- Warning Siren
- Timber Infills
- Louvre Infills



"INDUSTRY STANDARD"

Our gates have been classed as the best in the industry. It has been designed to last using the best materials and components that we can buy. As with all our products they are 100% Duty Cycle



ABSOLUTE CONTROL

The 9100 Sliding Gates feature a Feig control panel that is far more advanced for safety and motion than its rivals

**THE UK'S
No1
TRIED,
TESTED
& TRUSTED
INDUSTRIAL
GATES**

Following the success of our larger PF9000 Sliding gates and due to market demand, we have developed the PF9100 designed for smaller openings. This makes the price point one of the best on the market, enabling you to be even more competitive.

The 9100 Automatic Cantilever Sliding Gate complies with BS/EN 12453. The gate portal is fitted with dual height photocells and 6 category 3 monitored live safety edges. The gate is controlled by a purpose made German Feig control panel, single phase supply, via an integrated frequency converter controlled output to a 3 phase motor. The gate's movement is controlled via a rack & pinion system monitored by an encoder. Our gates are delivered on a vehicle equipped with a crane, fully assembled, ready to bolt down continuing our "plug & play" ethos. This minimises disruption on site and ensures a smooth, quick and easy installation.

We have developed the gate using aluminium construction with its obvious anti-corrosion properties/strength and longevity in mind. Trusted by many in the industry as the ultimate sliding gate it can be clad with a HUGE range of infills to suit the existing perimeter fence line.



9100 Sliding Gates



PRODUCT SPECIFICATION

Gate Speed

3 to 6 Seconds Per Metre
(Speed WILL vary dependant upon gate size/Infill etc)

Duty Cycle

100% Heavy Industrial Usage
Suitable for Indoor & Outdoor Usage

Specification

CE Approved, TUV Approved

Power Requirements

Single Phase 240v 50Hz 10 Amps

Colours

All RAL Colours Available
(Non Standard RAL's Optional Cost)

Maximum Span Dimensions

6m Clear Drive Through Opening

Maximum Height Dimensions

2.4 Metres (Max Width 6m)

Material Construction

Aluminium Construction of Gate Leaf and Main Tower
Tower Top/Base plate Wheel Carriages Zinc Plated Steel


Unit Weight

560Kg Approx
(dependant upon gates size and infill type)




PLUG & PLAY
INSTALLATION

CAD Drawings
provided as
standard



Tech Support
provided and FREE
mobile APP as
standard



*All gates are bespoke and manufactured to order.



Easy to Use
Manual Release

Strong Lower
Beam Design

Six Category 3
Safety Edges

Advanced Rolling Gear

